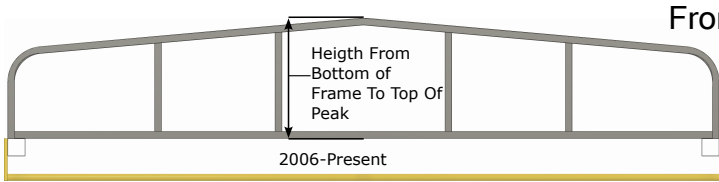


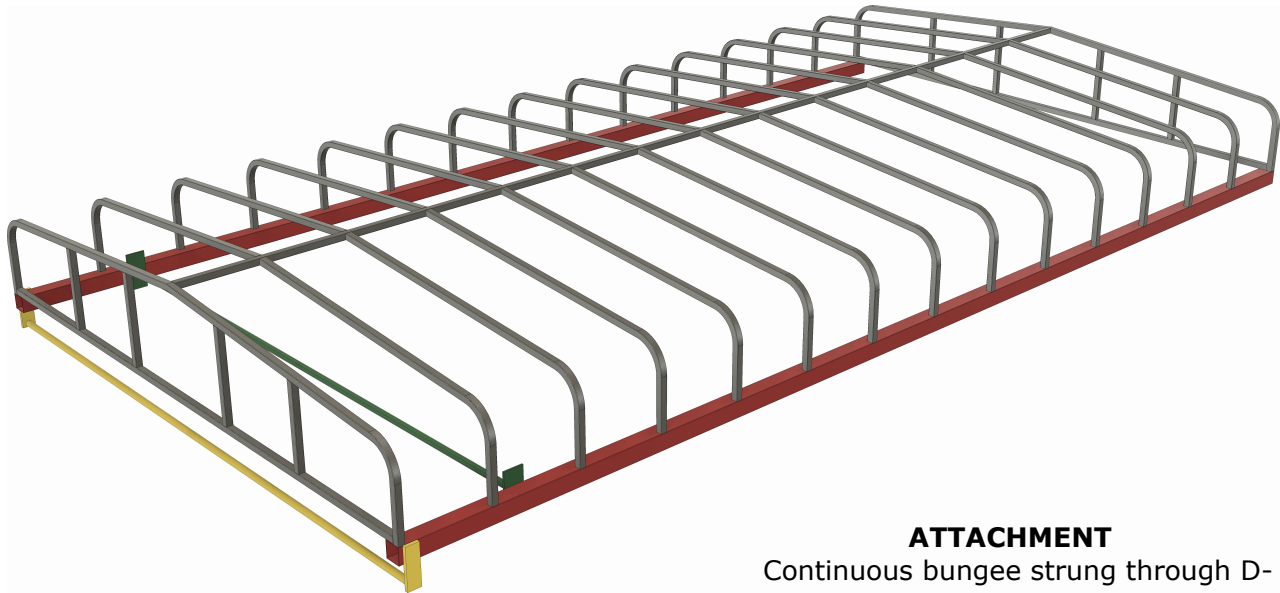
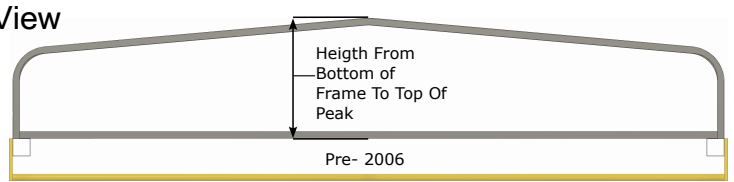
Great Lakes Lift ® Frame  
Specification Sheet



909 S Poplar St  
LaGrange, IN 46761  
260-463-2220  
LCCOVERS.COM



Front View



**ATTACHMENT**

Continuous bungee strung through D-rings.

S Hooks attach to the bungee and then hook into the frame.

¼" Holes may need to be drilled into frame.

Standard Valance: 12"  
Extended Valance: 24"

FRAME OPTIONS		ALL MEASUREMENTS (± 1")		
Size	OVERALL LENGTH	INSIDE WIDTH	OUTSIDE WIDTH	
12' X 64"	12'	63½"	68½"	
12' X 72"	12'	73½"	78½"	
16' X 72"	16'	73½"	78½"	
20' X 72"	20'	73½"	78½"	
20' X 84"	20'	88¾"	93¾"	
20' X 96"	20'	101"	106"	
23' X 96"	23'	101"	106"	
20' X 106"	20'	111"	116"	
23' X 106"	23'	111"	116"	
23' X 110"	23'	115"	120"	
25' X 110"	25'	115"	120"	
27' X 110"	27'	115"	120"	
20' X 116"	20'	121"	126"	
23' X 116"	23'	121"	126"	
25' X 116"	25'	121"	126"	
27' X 116"	27'	121"	126"	
30' X 116"	30'	121"	126"	
20' X 122"	20'	127"	132"	
23' X 122"	23'	127"	132"	
25' X 122"	25'	127"	132"	
27' X 122"	27'	127"	132"	
30' X 122"	30'	127"	132"	
27' X 134"	27'	139"	144"	
30' X 134"	30'	139"	144"	
32' X 134"	32'	139"	144"	
34' X 134"	34'	139"	144"	

Order Information	
OVERALL LENGTH OF FRAME	
INSIDE WIDTH OF FRAME	
OUTSIDE WIDTH OF FRAME	
CONTACT INFORMATION	
Name_	
Address_	
City_	
State_	Zip_
Phone_	
Email_	