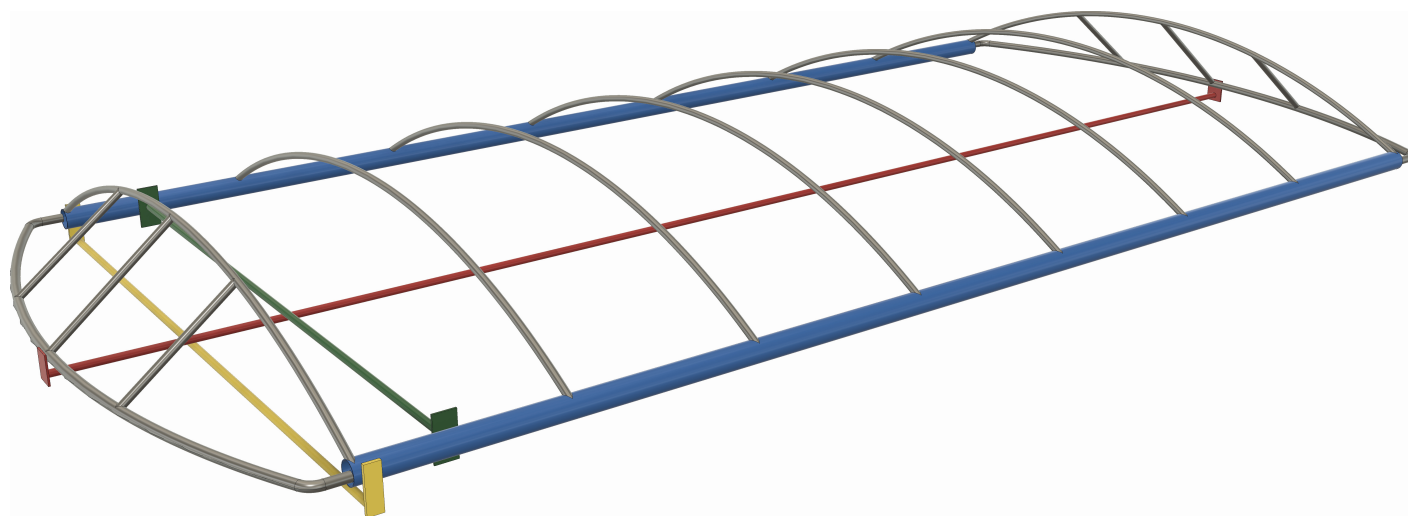
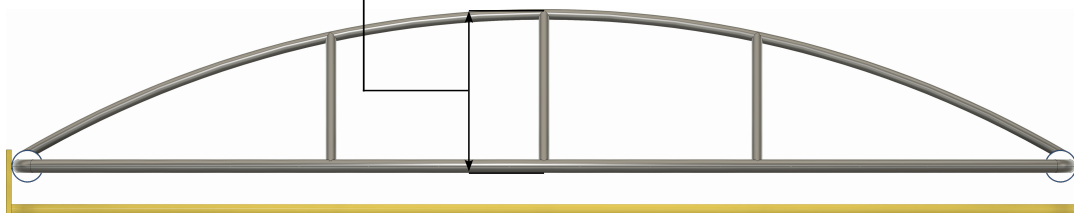


Craftlander Standard® Frame
Specification Sheet



909 S Poplar St
LaGrange, IN 46761
260-463-2220
LCCOVERS.COM

Front View
Height From Bottom of Frame To Top Of Peak



Size	INSIDE WIDTH	SIDE RAIL LENGTH	OUTSIDE WIDTH
13' X 62"	61½"	11'	69½"
20' X 88"	87¼"	18'	95¼"
18' X 100"	100"	16'	104"
20' X 100"	100"	18'	104"
22' X 100"	100"	20'	104"
13' X 108"	108"	11'	115"
20' X 108"	108"	18'	115"
22' X 108"	108"	20'	115"
24' X 108"	108"	22'	115"
26' X 108"	108"	24'	115"
22' X 114"	119"	20'	123"
24' X 114"	119"	22'	123"
26' X 114"	119"	24'	123"
22' X 120"	123"	20'	127"
24' X 120"	123"	22'	127"
26' X 120"	123"	24'	127"
28' X 120"	123"	26'	127"
30' X 120"	123"	28'	127"

NOTES





*Length is determined by adding 2' to siderail length, Overall length is not used in the named size.

ATTACHMENT

Double hook bungee

Standard Valance: 22"

Extended Valance: 30"

Order Information	
	OVERALL LENGTH OF FRAME
	INSIDE WIDTH OF FRAME
	LENGTH OF SIDE RAILS W/O ENDS
	OUTSIDE WIDTH OF FRAME
CONTACT INFORMATION	
Name_	
Address_	
City_	
State_	Zip_
Phone_	
Email_	