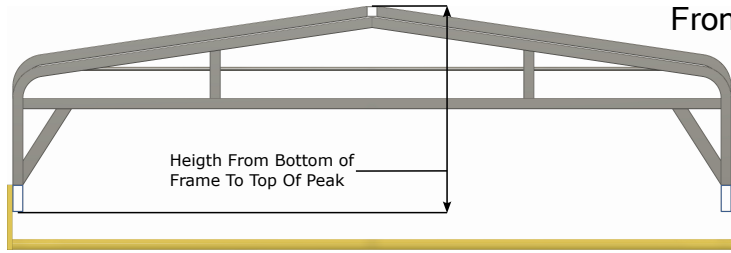


Craftlander High Top® Frame
Specification Sheet

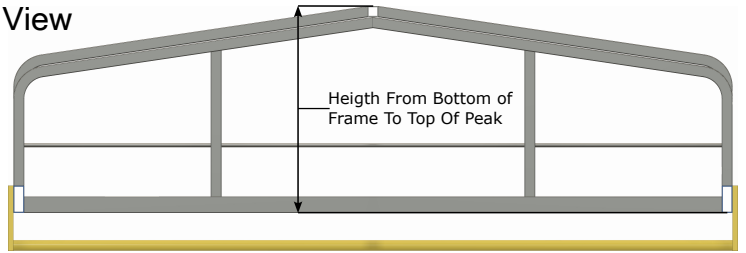


909 S Poplar St
LaGrange, IN 46761
260-463-2220
LCCOVERS.COM

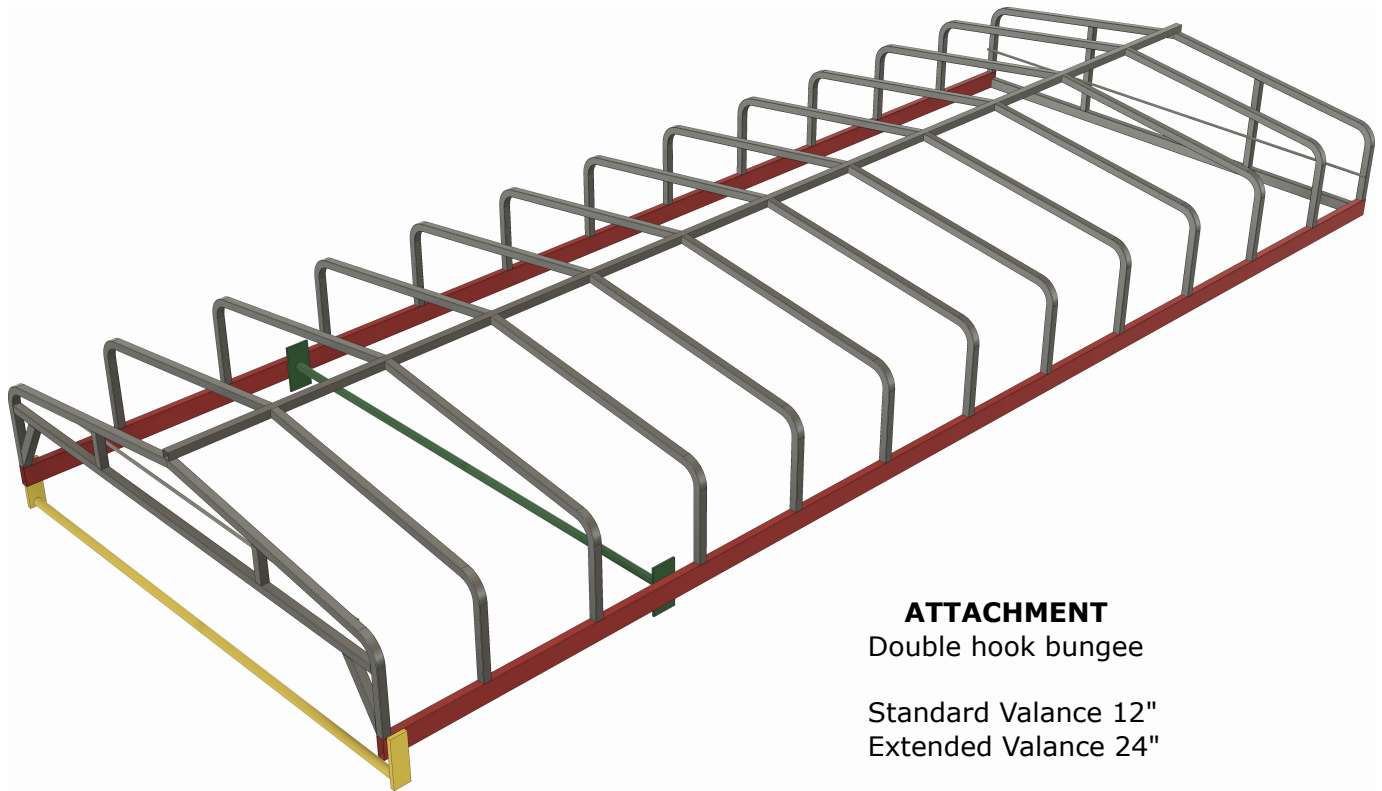


Tower End

Front View



Standard End



ATTACHMENT

Double hook bungee

Standard Valance 12"

Extended Valance 24"

FRAME OPTIONS		ALL MEASUREMENTS (± 1")	
Size	OVERALL LENGTH	INSIDE WIDTH	OUTSIDE WIDTH
14' X 62"	14' 1½"	62"	62½"
20' X 108"	20' 1"	108"	113¾"
22' X 108"	22' 1"	108"	113¾"
24' X 108"	24' 1"	108"	113¾"
22' X 120"	22' 1"	120½"	126"
24' X 120"	24' 1"	120½"	126"
26' X 120"	26' 1"	120½"	126"
28' X 120"	28' 1"	120½"	126"
30' X 120"	30' 1"	120½"	126"

NOTES

Order Information	
OVERALL LENGTH OF FRAME	
INSIDE WIDTH OF FRAME	
OUTSIDE WIDTH OF FRAME	
CONTACT INFORMATION	
Name_	
Address_	
City_	
State_	Zip_
Phone_	
Email_	